

Galaxy Digital App

iPhone



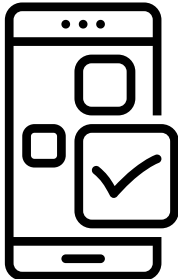
Android



Finding and responding to volunteer Needs or Opportunities can be accomplished right from your phone or tablet with the **Causer app!**

First, you need to create a profile in Galaxy Digital:
lifeunlimited.galaxydigital.com

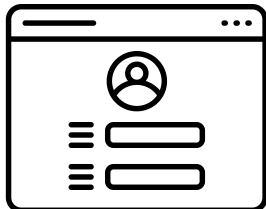
1



After you download the app

Use the email address you used to sign up to log into the app. A list of possible sites appears for you to choose from. Once you select the site, you're asked to enter your password, or you can select I've forgotten my password to reset it.


2



Now that you're logged in

After logging in, you're taken to your volunteer dashboard, where you can see your volunteer impact or search for volunteer Needs or Opportunities!

3



Pop-Ups

You may see some pop-ups depending on what device you're using.

- These can include a Background Location Request pop-up. This helps the app find volunteer Needs or Opportunities near you!
- Push Notification Request: Turning this on allows you to receive important notifications from the app about your schedule, or other updates from the organization.